



My Documents



TerraINTRA...



WinSCP



prodbox.zip



My Computer



TerraINTRA...



Windows
Media Player



snagit.exe



My Network
Places



Adobe Reader
8



SeaMonkey



tpipe_30_5...



Avaa Office-tiedosto



select_serv...



Uusi Office-tiedosto



Windows Update



Programs



Documents



Settings



Search



Help

Run...




prodbox.xcf



Shut Down...



Start



My Documents TerraINTRA... WinSCP prodbox.zip

My Computer TerraINTRA... Windows Media Player snagit.exe

My Network Places Adobe Reader 8 SeaMonkey tpipe_30_5...

Start menu context menu:

- Avaa Office-tiedosto
- Uusi Office-tiedosto
- Windows Update
- Programs
- Documents
- Settings**
 - Control Panel
 - Network and Dial-up Connections
 - Printers
 - Taskbar & Start Menu...
- Search
- Help
- Run...
- Shut Down...

Start | [Taskbar icons: Internet Explorer, Outlook, Firefox, Chrome, Start button]

[System tray icons: Volume, Network, Safely Remove Hardware]

My Documents TerraINTRA... WinSCP prodbox.zip

My Computer TerraINTRA... Windows Media Player snagit.exe

My Network Places Adobe Reader 8 SeaMonkey tpipe_30_5...

- Avaa Office-tiedosto
- Uusi Office-tiedosto
- Windows Update
- Programs
- Documents
- Settings
- Search
- Help
- Run...
- Shut Down...

- select_serv...
- Control Panel
- Network and Dial-up Connections
- Printers
- Taskbar

Displays network and dial-up connections on this computer and helps you create new ones

Network and Dial-up Connections

This folder contains network connections for this computer, and a wizard to help you create a new connection.

To create a new connection, click **Make New Connection**.

To open a connection, click its icon.

To access settings and components of a connection, right-click its icon and then click Properties.

To identify your computer on the network, click [Network Identification](#).

Make New Connection

Local Area Connection

Network and Dial-up Connections

File Edit View Favorites Tools Advanced Help

← Back → Search Folders

Address Network and Di

Local Area Connection Status

General

Connection

| | |
|-----------|------------|
| Status: | Connected |
| Duration: | 00:39:41 |
| Speed: | 100.0 Mbps |

Activity

| | |
|--------------|--------------|
| Sent | Received |
| Packets: 299 | Packets: 197 |

Properties Disable

Close

AMD PCNET Family PCI Ethernet Adapter

Local Area Connection Properties

General

Connect using:

AMD PCNET Family PCI Ethernet Adapter

Configure

Components checked are used by this connection:

- Client for Microsoft Networks
- File and Printer Sharing for Microsoft Networks
- Network Monitor Driver
- Internet Protocol (TCP/IP)

Install...

Uninstall

Properties

Description

Allows your computer to access resources on a Microsoft network.

- Show icon in taskbar when connected

OK


Cancel

If "Client for Microsoft Networks" isn't enabled, enable it. If it's not on list, click on "Install..." button, and select it to be installed.

Local Area Connection Properties





General

Connect using:

 AMD PCNET Family PCI Ethernet Adapter

Configure

Components checked are used by this connection:

-  Client for Microsoft Networks
-  File and Printer Sharing for Microsoft Networks
-  Network Monitor Driver
-  Internet Protocol (TCP/IP)

Install...

Uninstall

Properties

Description

Allows your computer to access resources on a Microsoft network.

- Show icon in taskbar when connected

Cancel